



Cleanings Plus

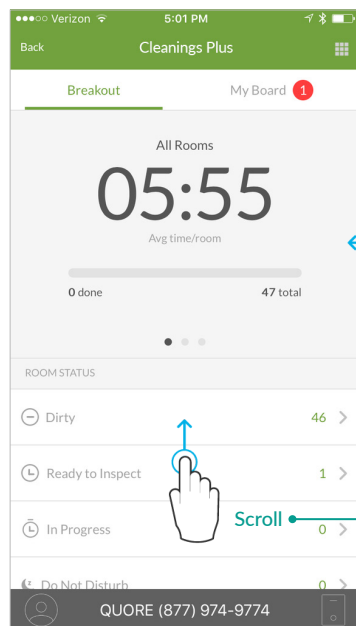
Managing a Breakout

After starting a New Breakout in Cleanings Plus, you can manage your breakout from the palm of your hand and track the progress of each room attendant.

Breakout Overview

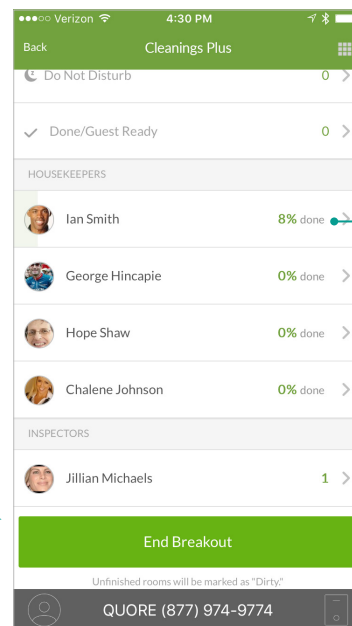
From your mobile device, tap into the **Cleanings Plus** app to view current room statuses and track the progress of each **Room Attendant**. Scroll down to see each attendant's percentage of rooms completed.

Pro Tip: Swipe the gray area at the top of the screen to see average cleaning time by cleaning type.



Swipe

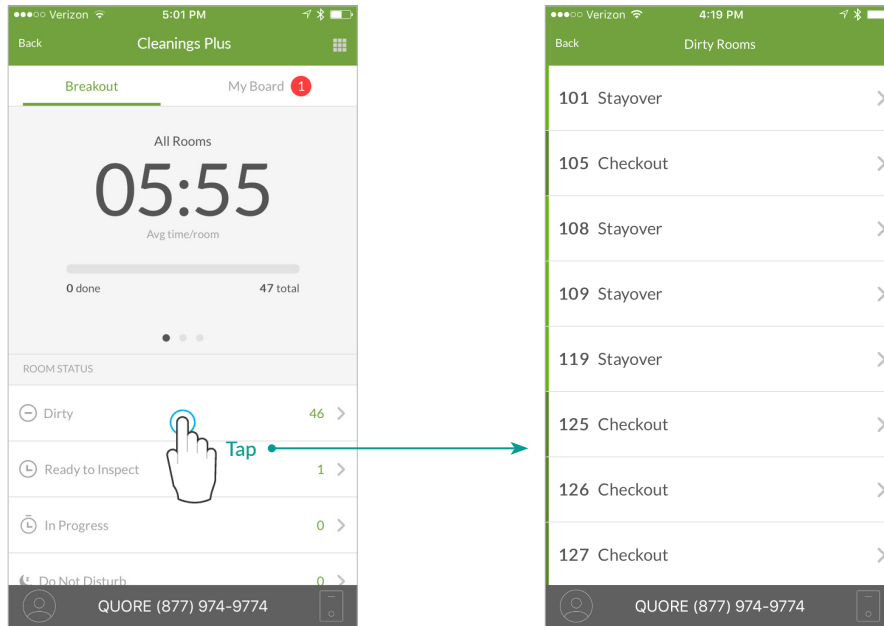
Scroll



Room Attendant progress

To View Room Statuses

To view rooms by their current status, tap into the **Room Status** bars (Dirty, Ready to Inspect, In Progress, Do Not Disturb, Done/Guest Ready), then tap into any room in the list to view more details.



My Board

The **My Board** section will allow you to see how many of your assigned rooms are ready to inspect. Perform the inspection by tapping on the room, then tapping **Start Inspection**.

Pro Tip: While performing an inspection, remember that each item is considered “passed” until you tap to mark it as “failed”.

